

PHILIPS

Xitanium

LED driver



Datasheet

LED drivers – mini and extreme small

Xitanium 20W/m 0.15-0.5A 54V I TD 230V

9290 034 23406

Enabling future-proof LED technology

Xitanium LED drivers are designed to operate LED solutions for general lighting applications. Reliability is enhanced by features that protect the connected LED module, e.g. hot wiring, reduced ripple current and thermal derating. Most drivers feature central DC operation. In the coming years LEDs will continue to increase in efficiency, creating challenges for OEMs. With Xitanium LED drivers, flexibility in luminaire design is assured thanks to an adjustable output current. Application-oriented operating windows offer stable lumen output and light quality levels that specifiers and architects demand. The adjustable output current also enables operation of various LED PCB solutions from different manufacturers.

Benefits

- High reliability underpinned by 5 year warranty
- Future-proof flexibility - application-oriented operating windows enable LED generation and complexity management
- Compatibility - can also be used for other manufacturers' modules or OEMs' own PCB designs

Features

- Operating windows - Output current can be adjusted via the Philips MultiOne configurator ('TD' drivers) or with a resistor outside the driver
- Multiple versions - DALI dimmable & programmable, trailing-edge dimmable, fixed-current/fixed-output trailing-edge dimmable, fixed-output, and fixed-current/fixed-output
- Wide range of power ratings
- Choice of housing designs -linear housing for tracks in '3 in 1' in design, conventional HID housings for down and Spotlighting and WH housing for independent use with strain relief and loop through

Application

- Retail

Electrical input data

| Specification item | Value | Unit | Condition |
|------------------------------|-----------|-----------------|----------------------------------------------------------|
| Rated input voltage range | 220...240 | V _{ac} | Performance range |
| Rated input voltage | 230 | V _{ac} | |
| Rated input frequency range | 50...60 | Hz | Performance range |
| Rated input current | 0.11 | A | @ full output power @ rated input voltage |
| Max. input current | 0.13 | A | @ rated output power @ minimum performance input voltage |
| Rated input power | 23 | W | @ full output power @ rated input voltage |
| Minimum Power factor | 0.9 | | @ rated output power @ rated input voltage |
| Total harmonic distortion | 20 | % | @ rated output power @ rated input voltage |
| Efficiency | 90 | % | @ full output power @ rated input voltage |
| Rated input voltage DC range | 186...250 | V _{dc} | Performance range |
| Input voltage AC range | 198...264 | V _{ac} | Operational range |
| Input frequency AC range | 45...66 | Hz | Operational range |
| Input voltage DC range | 168...275 | V _{dc} | Operational range |
| Standby Power (no load) | 0.5 | W | |
| Isolation input to output | SELV | | |

Electrical output data

| Specification item | Value | Unit | Condition |
|--------------------------------------|------------------|-----------------|----------------------------------|
| Regulation method | Constant Current | | |
| Output voltage | 5...54 | V _{dc} | |
| Output voltage max. | 60 | V | Maximum output voltage (rms) |
| Output current | 0.15...0.5 | A | |
| Output current min programmable | 150 | mA | |
| Min output current | 3.5 | mA | |
| Output current tolerance ± | 5 | % | @full load |
| Output current ripple LF | ≤ 4 | % | Ripple = peak / average, < 3kHz |
| Output P _{st} ^{LM} | ≤ 1 | | |
| Output SVM | ≤ 0.4 | | |
| Output power | 0.01...20 | W | |
| Minimum performance output power | 5 | W | Power factor > 0.9 and THD < 20% |

Electrical data controls input

| Specification item | Value | Unit | Condition |
|------------------------------------|------------------------|------|-----------------------------------------------------------------------------------------------------------------------|
| Control method | DALI, Touch & Dim (TD) | | See design-in guide at www.philips.com/oem for more controllability details. |
| Dimming range | 1...100 | % | Default range |
| Isolation controls input to output | Reinforced | | acc. IEC61347-1 |

Wiring and Connections

| Specification item | Value | Unit | Type |
|----------------------------|----------------------|-----------------------|------------------------------------------------------|
| Input wire cross-section | 0.75...1.5 / 18...16 | mm ² / AWG | solid / stranded wire |
| Input wire strip length | 8...9 | mm | |
| Output wire cross-section | 0.5...1.5 / 20...16 | mm ² / AWG | solid / stranded wire |
| Output wire strip length | 8...9 | mm | |
| Control wire cross-section | 0.75...1.5 / 18...16 | mm ² / AWG | solid / stranded wire |
| Control wire strip length | 8...9 | mm | |
| Maximum cable length | 2 | m | Total length of wiring including LED module, one way |

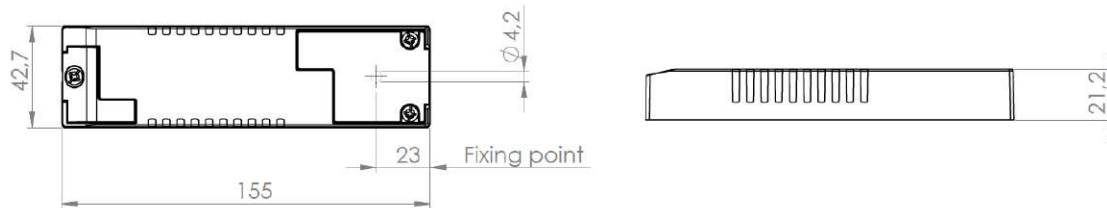


Isolation

| Insulation per IEC61347-1 | Mains | LED | DALI |
|---------------------------|-------|------------|------------|
| Mains | - | SELV | Basic |
| LED | SELV | - | Reinforced |
| DALI | Basic | Reinforced | - |

Dimensions and weight

| Specification item | Value | Unit | Tolerance (mm) |
|-----------------------------|-------|------|----------------|
| Length (A1) | 155 | mm | |
| Width (B1) | 42.7 | mm | |
| Height (C1) | 21.2 | mm | |
| Mounting hole diameter (D1) | 4.2 | mm | |
| Weight | 120 | gram | |



Logistical data

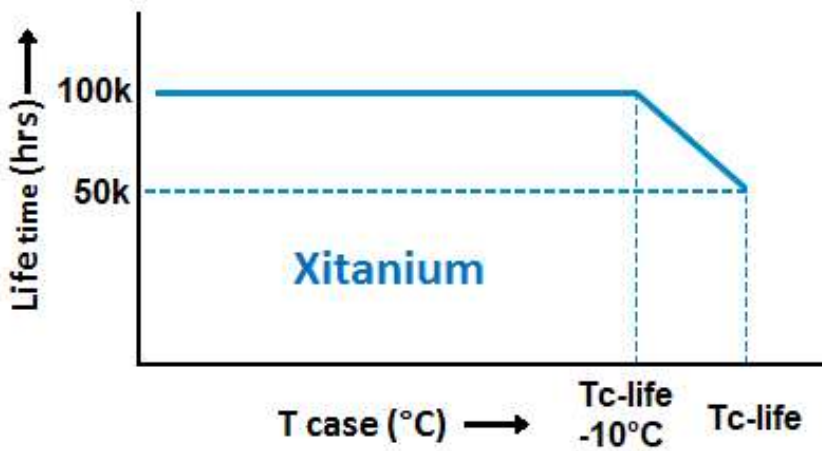
| Specification item | Value |
|--------------------|----------------------------------------|
| Product name | Xitanium 20W/m 0.15-0.5A 54V I TD 230V |
| EOC | 871951448626300 |
| Logistic code 12NC | 9290 034 23406 |
| EAN1 (GTIN) | 8719514486263 |
| EAN3 (box) | 8719514486270 |
| Pieces per box | 36 |

Operational temperatures and humidity

| Specification item | Value | Unit | Condition |
|-----------------------------|-----------|------|-------------------------------------------------------------------------------------|
| Ambient temperature | -20...+50 | °C | Higher ambient temperature allowed as long as T _{case-max} is not exceeded |
| T _{case-max} | 80 | °C | Maximum temperature measured at T _{case-point} |
| T _{case-life} | 80 | °C | Measured at T _{case-point} |
| Maximum housing temperature | 110 | °C | In case of a failure, inherent by design |
| Relative humidity | 10...90 | % | Non-condensing |

Lifetime

| Specification item | Value | Unit | Condition |
|--------------------|--------|-------|---------------------------------------------------------------------------|
| Driver lifetime | 50,000 | hours | Measured temperature at Tcase-point is Tcase-life. Maximum failures = 10% |



Storage temperature and humidity

| Specification item | Value | Unit | Condition |
|---------------------|-----------|------|----------------|
| Ambient temperature | -25...+85 | °C | |
| Relative humidity | 5...95 | % | Non-condensing |

Programmable features

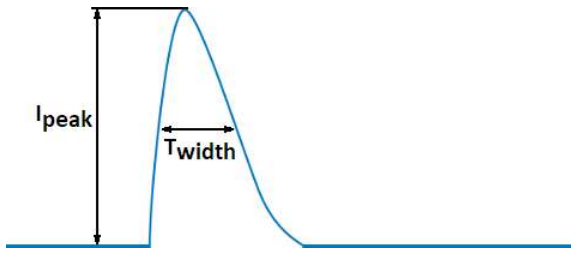
| Specification item | Available | Default setting | Condition |
|-------------------------------------|-------------------------|-----------------|-----------------------------------|
| Set Adjustable Output Current (AOC) | Programmable, SimpleSet | 150 mA | |
| Adjustable Light Output (ALO) | Yes | OFF | |
| Constant Light Output (CLO) | Yes | OFF | |
| Touch & Dim (TD) | Yes | ON | |
| Corridor Mode | Yes | OFF | Default: T1=55s, T2=12s, T3=30min |
| DC emergency (DCemDim) | No | | Light output is 100% |
| OEM Write Protection (OWP) | Yes | OFF | |
| Luminaire Info (DALI part 251) | Yes | — | |

Features

| Specification item | Value | Condition |
|---------------------------------------------|----------|----------------------|
| Open load protection | Yes | Automatic recovering |
| Short circuit protection | Yes | Automatic recovering |
| Over power protection | Yes | Automatic recovering |
| Hot wiring | No | |
| Suitable for fixtures with protection class | I and II | per IEC60598 |

Inrush current

| Specification item | Value | Unit | Condition |
|--------------------------|-------|------|---------------------------------------------|
| Inrush current | 6.7 | A | Input voltage 230V |
| Inrush peak width | 27 | μs | Input voltage 230 V, measured at 50% height |
| Drivers / MCB 16A type B | ≤ 34 | pcs | Indicative value at 230V |



Please refer to the driver design in guide if you use other MCB-types.

Driver touch current / protective conductor current / earth leakage current

| Specification item | Value | Unit | Condition |
|---------------------------------------|-------|---------|-------------------------------------------------------|
| Typical Touch Current (ins. Class II) | 0.7 | mA peak | Acc. IEC61347-1. LED module contribution not included |

Surge immunity

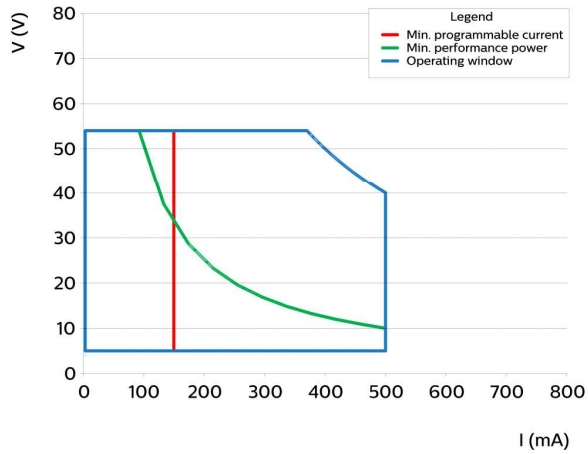
| Specification item | Value | Unit | Condition |
|-------------------------------------|-------|------|---------------------------------------------|
| Mains surge immunity (diff. mode) | 1 | kV | Acc. IEC61000-4-5. 2 Ohm, 1.2/50us, 8/20us |
| Mains surge immunity (comm. mode) | 2 | kV | Acc. IEC61000-4-5. 12 Ohm, 1.2/50us, 8/20us |
| Control surge immunity (diff. mode) | 1 | kV | Acc. IEC61000-4-5. 2 Ohm, 1.2/50us, 8/20us |
| Control surge immunity (comm. mode) | 2 | kV | Acc. IEC61000-4-5. 12 Ohm, 1.2/50us, 8/20us |

Application Info

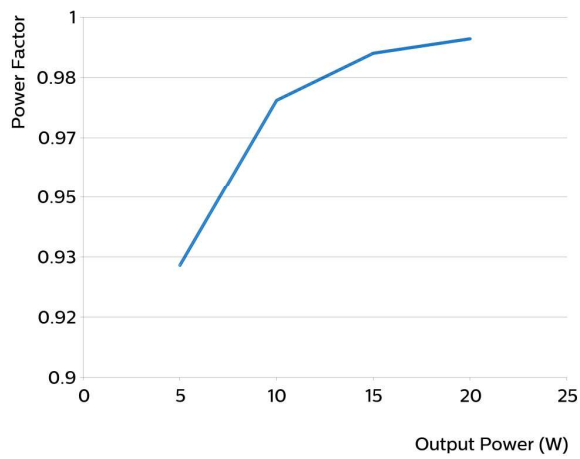
| Specification item | Value |
|----------------------------------------|---------------------------------------------------------------|
| Approval marks and Certifications | BIS / CCC / CE / DALI 2 / EAC / EL / ENEC / RCM / SELV / UKCA |
| Ingress Protection classification (IP) | 20 |
| Application | Indoor Point |
| Mounting Type | Independent |

Graphs

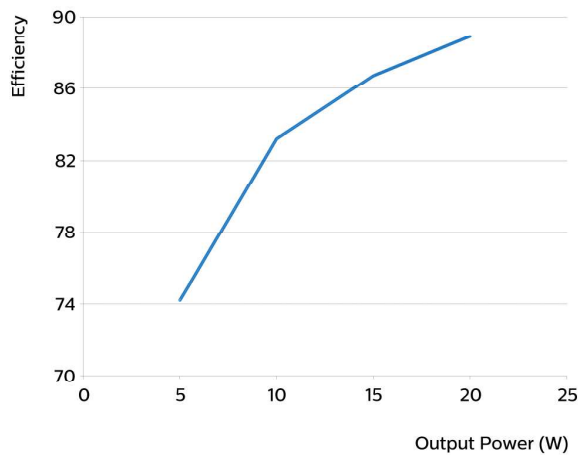
Operating window



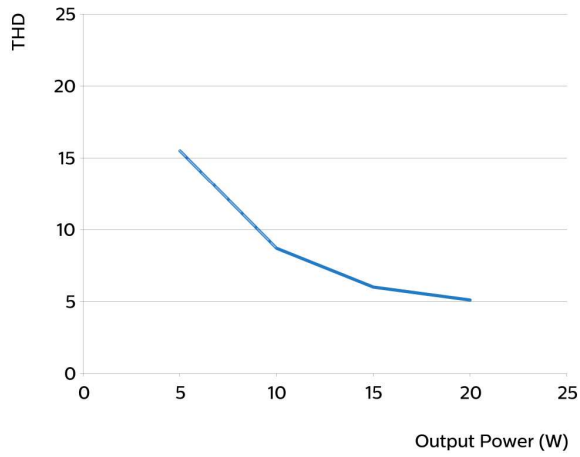
Power factor versus output power



Efficiency versus output power



THD versus output power



©2023 Signify Holding, IBRS 10461, 5600 VB, NL. All rights reserved.
UK importer address: Signify Commercial UK Limited, 3, Guildford Business Park, GU2 8XG.

The information provided herein is subject to change without notice. Signify does not give any representation or warranty as to the accuracy or completeness of the information included herein and shall not be liable for any action in reliance thereon. The information presented in this document is not intended as any commercial offer and does not form part of any quotation or contract, unless otherwise agreed by Signify.

Philips and the Philips Shield Emblem are registered trademarks of Koninklijke Philips N.V. All other trademarks are owned by Signify Holding or their respective owners.

Date of release: March 9, 2023 v1

www.philips.com/oem